

600058

2010

.....	2
.....	2
.....	4
.....	5
.....	8
.....	13
.....	17
.....	17
.....	26
.....	27
.....	34
.....	122

( )

( )


( )

( )


( )

( )

( )

	Minmetals Development Co.,Ltd.
	MINLIST



( )


( )


( )

	2010	2009	(%)	2008
	131,465,910,645.75	94,305,682,557.12	39.40	113,203,807,515.95
	338,748,265.87	235,996,139.83	43.54	1,262,283,986.89
	384,795,627.99	266,687,413.12	44.29	895,339,591.68
	371,840,671.62	-225,769,055.90		708,140,487.27
	1,127,515,411.96	-992,875,499.22		-2,543,617,730.53
	2010	2009	(%)	2008
	43,236,351,008.37	41,932,669,171.16	3.11	37,697,756,311.15
	8,786,115,453.18	8,183,440,323.68	7.36	8,239,732,918.10





		0.28	3,000,875	3,000,875		
		0.24	2,600,000	2,600,000		
300		0.23	2,457,889	-332,400		
		0.17	1,855,800	1,855,800		
300		0.16	1,750,000	-950,000		
		0.16	1,700,000	1,700,000		
		0.12	1,266,747	1,266,747		
		0.11	1,164,200	1,164,200		
50		0.10	1,116,237	1,116,237		
(LOF)						

2010 10 1000 0.932%  
1%

	670,604,922	670,604,922
	3,000,875	3,000,875
	2,600,000	2,600,000
300	2,457,889	2,457,889

	1,855,800	1,855,800
300	1,750,000	1,750,000
	1,700,000	1,700,000
	1,266,747	1,266,747
	1,164,200	1,164,200
50 (LOF)	1,116,237	1,116,237

2

(1)

525,886.4

1950 3 10

( )

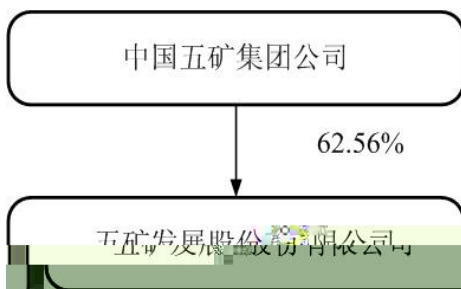
( )

(2)

2010 12 16

96.5% 2010 12 18

2010-22



3

( )

--	--	--	--	--	--	--	--	--	--	--	--	--	--	--	--	--	--	--	--



			48	2009 4 22	2012 4 22	10,000	10,000		78.15	
			47	2009 4 22	2012 4 22	10,000	10,000		78.30	
			59	2009 4 22	2012 4 22	0	0		40.30	
			48	2009 4 22	2012 4 22	0	0		29.66	
			47	2010 8 27	2012 4 22	0	0		84.85	
			51	2010 8 27	2012 4 22	0	0		44,.58	
			39	2010 8 27	2012 4 22	0	0		81.43	
			52	2009 4 22	2010 8 27	26,364	26,364		46.08	
			51	2009 4 22	2010 8 27	10,000	10,000		35.03	
			45	2009 4 22	2012 4 22	10,000	10,000		52.12	

( )

( )

			2004 12 1		
			2008 10 1		
			2002 3 1		
			2007 3 1		
			2007 11 1		
			2005 8 1		
			2010 10 8		
			2005 10 1		
			2010 4 1		

( )

			2005 1 1		
			2004 10 1		

			2005	12	1		
			2006	6	1		
			2004	10	1		
			2008	4	1		
			2008	5	1		
			2004	4	1		

( )

	2010
	2010

( )

---

	1,165
	329
	1,007
	5,360
	276
	2,535
	2,390
	2,660

( )

6

2009

2012

7

13

2010 12 16

3

4

5

( )

1

		7	5	5	2	0	0

2010 12 20

2010

( )


	2010 12 31

( )

( )

1 2010 2010

[www.sse.com.cn](http://www.sse.com.cn)

2

[www.sse.com.cn](http://www.sse.com.cn)

3

[www.sse.com.cn](http://www.sse.com.cn)

( )

( )

2009	2010 4 28		2010 4 29

( )

2010	2010 1 28		2010 1 29

( )

1

1

2010

1,315

39.4%

3.39

43.5%

3.85

44.29%

2

2010

/



2010

---

589,422.26	13.63	444,907.76	10.61
------------	-------	------------	-------

	18,518.47	12,048.10	6,470.37	53.70
--	-----------	-----------	----------	-------

1			106.88%	
2			45.20%	
3			106.03%	
				2.99
4			32.89%	A.
	0.5	B.		1.25
5			98.40%	
6			147.27%	
7			53.70%	
5				

	2010	2009	
	112,751.54	-99,287.55	212,039.09
	-69,859.90	-198,214.54	128,354.64
	-25,980.84	278,334.60	-304,315.44

1  
2  
3

6

: :

		30,000.00	180,938.41	39,364.11	5,789.13
		1,352.52	3,326.20	2,996.15	452.66
		8,000.00	92,189.09	9,511.19	1,274.59
		90,000.00	1,195,033.14	184,640.09	69,073.67
		90,000.00	1,478,662.42	20,934.57	-11,845.68
		3,366.24	81,025.39	24,393.12	1,141.03
		28,638.00	82,887.82	29,342.06	571.88

---

		3,000.00	25,623.11	4,731.00	1,190.81
		100	78.29	-105.82	-66.66
		7,085	47,730.79	46,244.05	-868.33
		3,697.30	46,142.59	16,579.25	4,049.42

( )

:

	154,046
	24,566
	129,480
(%)	18.97

		(%)	
		100	9 2010 1 28 3 2010 1 29
		100	2.5954 9 2010 1 28 2010 1 29
		100	3 2010 1 28 1 2010 1 29
		100	1 3 2010 1 28 2010 1 29
		20	8000 16.33% 20% 2010 4 9 2010 4 10

1

2

( )

( )

1

	2010 1 12			2010 1 13
	2010 1 28			2010 1 29
	2010 3 25			2010 3 27
	2010 4 9			2010 4 10
	2010 4 28			2010 4 29
	2010 8 27			2010 8 28
	2010 10 27			2010 10 28

2

2009

2009

2010 6 3

10

1

2010 6 17


3

2011 1 7

2010

2011 3 11

2010



3 2011 3 15

2010

2010

4

2011 3 15  
2011

2010

2010

2011

5

6

1

2

2010 12 31

3

2010 12 31

4

7

( )

1,071,910,711

10


1.5

160,786,606.65

( )




( )



---

--	--	--	--	--

35,540,312.59

200~~0~~

---

					9,937,947.05	0.01
					51,890,397.59	0.04
					75,028,204.70	0.06
					41,559,395.28	0.03
					22,006,757.68	0.02
					836,662,926.64	0.64
					143,889,013.10	0.11
					45,180,366.72	0.03
					32,279,298.53	0.02
					27,564,317.81	0.02

---

					3,678,925.47	0.11
					3,111,023.55	0.09
					2,170,895.68	0.06
					1,471,946.23	0.04
					815,726.13	0.02
					338,310.68	0.01
					232,056.43	0.01
					206,492.10	0.01
					646,410,081.00	0.55
					1,670,421,131.07	1.42
					1,092,539,742.17	0.93
					34,035,059.54	0.03
					504,336,173.69	0.43
					351,871,452.54	0.3
					283,128,095.65	0.24
					319,329,620.85	0.27
					9,091,430.63	0.01
					19,368,966.51	0.02
					211,337,763.79	0.18
					143,717,856.68	0.12
					116,621,871.71	0.1
					11,896,752.43	0.01
					6,934,153.85	0.01
					6,349,380.32	0.01

2010

---

					428,856,567.76	0.33
					18,975,602.48	0.01M6%

				45,476,631.66	45,476,631.66
				6,305,500.00	6,751,000.00
				9,717.12	54,602.36
				51,791,848.78	52,282,234.02

( )

( )

5%

( )

: :

	220

2 6u đ+••Aâ^ ( `EôäĐ @

2010		2010 1 29	www.sse.com.cn
2010		2010 1 29	www.sse.com.cn
2009		2010 1 29	www.sse.com.cn
		2010 1 29	www.sse.com.cn
		2010 2 12	www.sse.com.cn
2009		2010 3 27	www.sse.com.cn
2009		2010 3 27	www.sse.com.cn
		2010 3 27	www.sse.com.cn
2009		2010 3 27	www.sse.com.cn
		2010 3 27	www.sse.com.cn
		2010 3 27	www.sse.com.cn
		2010 3 27	www.sse.com.cn
		2010 3 27	www.sse.com.cn
		2010 3 27	www.sse.com.cn
		2010 4 10	www.sse.com.cn
		2010 4 10	www.sse.com.cn
2009		2010 4 22	www.sse.com.cn
2010		2010 4 29	www.sse.com.cn
2009		2010 4 29	www.sse.com.cn
2009		2010 4 29	www.sse.com.cn
2009		2010 6 3	www.sse.com.cn
2010		2010 8 28	www.sse.com.cn

2010		2010 8 28	www.sse.com.cn
		2010 8 28	www.sse.com.cn
		2010 8 28	www.sse.com.cn
		2010 8 28	www.sse.com.cn
		2010 9 10	www.sse.com.cn
		2010 10 16	www.sse.com.cn
2010		2010 10 28	www.sse.com.cn
		2010 10 28	www.sse.com.cn
		2010 10 28	www.sse.com.cn
		2010 12 18	www.sse.com.cn
		2010 12 18	www.sse.com.cn
		2010 12 22	www.sse.com.cn

( )

2011 GF 010066

2010

12 31

2010

1

2

3

2010 12 31

2010

2011 3 24

( )

2010 12 31

:

: :

2010			
	15	12,338,563.52	9,679,219.87
	16	978,653,876.45	849,895,393.12
	18	7,642,357.38	7,888,787.76
		14,668,698,945.21	13,320,859,297.77
		43,236,351,008.37	41,932,669,171.16

---

	36	767,023,019.00	735,814,292.93
	37	2,797,772,900.07	2,552,457,955.81
		-12,554,877.77	-219,767.67
		8,786,115,453.18	8,183,440,323.68
		2,689,603,908.62	2,701,273,685.21
		11,475,719,361.80	10,884,714,008.89
		43,236,351,008.37	41,932,669,171.16

2010 12 31

:

:

:

2010

---

		38,163,792.83	29,282,074.00

2010 1 12

:

: :

		131,465,910,645.75	94,305,682,557.12
	38	131,465,910,645.75	94,305,682,557.12
		131,141,039,825.87	94,702,136,742.04
	38	128,084,590,321.57	92,171,424,739.72
	39	387,725,552.42	187,414,675.98
	40	733,070,833.20	504,863,259.87
	41	1,245,280,684.62	990,879,601.43
	42	-18,935,402.61	313,809,895.05
	45	709,307,836.67	533,744,569.99
" "	43	3,134,377.50	-1,005,415.90
" "	44	9,068,477.59	568,159,713.01
		763,657.55	17,521,898.14
" "			
" "		337,073,674.97	170,700,112.19
	46	88,486,718.68	100,404,138.06
	47	86,812,127.78	35,108,110.42

11907eb]TJ6 0.7199783542

		710,750,641.79	237,207,035.85
		-231,232,077.04	-151,172,249.46

2010 1 12

:

:

:

		3,093,570.02	4,081,893.13
		770,697.48	751,804.24
		4,721,242.99	9,231,010.67
		97,479,444.88	40,530,708.35
		-90,851,273.86	-65,088,444.23
		154,922.26	-152,510.04
" "	3	323,275,918.07	1,366,478,859.65
		2,245,849.34	16,331,963.91
" "		314,094,454.34	1,385,288,183.79
		549,206.03	20.00
		60,610.00	58,005.48
" "		314,583,050.37	1,385,230,198.31
		2,495,789.70	153,846,352.92
" "		312,087,260.67	1,231,383,845.39
		338,290,123.90	-29,260,609.60
		650,377,384.57	1,202,123,235.79

2010 1 12

:

:

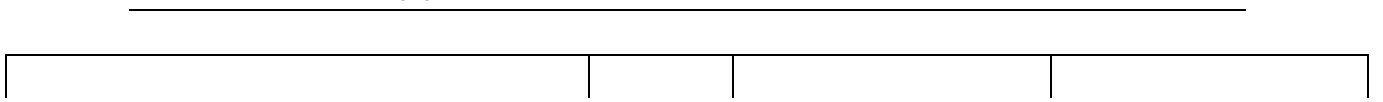
:

		148,068,170,375.12	101,593,453,681.50


---

		221,200,000.00	2,295,000,000.00
		221,200,000.00	18,000,000.00
		36,310,425,436.28	28,597,455,566.20
			4,850,000.00
		36,531,625,436.28	30,897,305,566.20
		36,169,846,763.29	27,168,740,771.22
		608,311,419.31	834,638,386.49
		8,407,801.07	1,579,428.10
	51	13,275,684.34	110,580,425.15
		36,791,433,866.94	28,113,959,582.86
		-259,808,430.66	2,783,345,983.34
		-1,800,022.93	237,475.53
		167,307,968.13	-191,437,420.86
		1,921,010,040.03	2,112,447,460.89
		2,088,318,008.16	1,921,010,040.03

2010



:

: :

	1,071,910,711.00	3,823,477,131.61		735,814,292.93	2,552,457,955.81	-219,767.67	2,701,273,685.21	10,884,714,008.89
	1,071,910,711.00	3,823,477,131.61		735,814,292.93	2,552,457,955.81	-219,767.67	2,701,273,685.21	10,884,714,008.89
" "		338,486,569.27		31,208,726.07	245,314,944.26	-12,335,110.10	-11,669,776.59	591,005,352.91
					384,795,627.99		-231,232,077.04	153,563,550.95
		338,290,123.90				-12,335,110.10		325,955,013.80
		338,290,123.90			384,795,627.99	-12,335,110.10	-231,232,077.04	479,518,564.75
		196,445.37					221,827,223.07	222,023,668.44
1							221,200,000.00	221,200,000.00
2								
3								
				31,208,726.07	-139,480,683.73		-2,264,922.62	-110,536,880.28
1				31,208,726.07	-31,208,726.07			
2								
3						-107,191,071.10	-1,623,868.97	-108,814,940.07
4						-1,080,886.56	-641,053.65	-1,721,940.21
1								
2								
3								

2010

4								
1								
2								
	1,071,910,711.00	4,161,963,700.88		767,023,019.00	2,797,772,900.07	-12,554,877.77	2,689,603,908.62	11,475,719,361.80

: :

	1,071,910,711.00	3,803,179,619.15		612,675,908.39	2,751,966,679.56		634,925,294.01	8,874,658,212.11

2010

1								
2								
3								
4								
1								
2								
	1,071,910,711.00	3,823,477,131.61		735,814,292.93	2,552,457,955.81	-219,767.67	2,701,273,685.21	10,884,714,008.89

2010 1 12

:

: :

	1,071,910,711.00	4,489,398,343.59		578,882,631.32	1,791,580,663.06	7,931,772,348.97
	1,071,910,711.00	4,489,398,343.59		578,882,631.32	1,791,580,663.06	7,931,772,348.97
" "		338,290,123.90		31,208,726.07	173,687,463.50	543,186,313.47
					312,087,260.67	312,087,260.67
		338,290,123.90				338,290,123.90
		338,290,123.90			312,087,260.67	650,377,384.57
1						
2						

2010

3						
1				31,208,726.07	-138,399,797.17	-107,191,071.10

|

--	--	--	--	--	--	--	--

2010

1

( )

[1997] 567 [1997]40  
2010 12 16 670,604,922  
62.56%

5

13 16

"

"

( )

1

2

31

2010

2010 12

3

1 1 12 31

4

5

1

2

A.

B.

6

33

7

8

1

2

C.

"

"

D.

a

b

c

E.

a)

13

b)

14

2

A.

B.

a)

b)

c)

A.

B.

3

4

5

"

"

(1)

	1	1	-2	500
	800	2,000		
2				

(2)

1	1	5%	5%
1	2	30%	30%
2	3	50%	50%
3		100%	100%

11

(1)

(2)

(3)

(4)

(5)

12

(1)

5

(2)

(3)

(4)



(4)

A.

B.

C.

D.

E.

16

1

2

3

3

17

	35-48		
	5		

18

		10	
		32	
		5	
		5-20	

19

20

1

2

3

21

(1)

A.

B.

C.

D.

E.

A.

B.

(3)

22

1

24

(1)

(2)

25

2

1

3

22

26

(1)

A.

B.

C.

(2)

A.

B.

C.

(3)

A.

B.

27

(1)

(2)

( )

1

			0%	2%
			13%	17%
			3%	5%-20%
				7%
			22%	25%
				3%
	70%		1.2%	12%

2

—		
—		22%

2008 1 2010 12 2008 368

3

( )

1

(1)

: :

								(%)	(%)		
				300,000,000.00		300,000,000.00		100	100		
				13,525,240.40		13,525,240.40		100	100		

2010

---

				80,000,000.00		80,000,000.00		100	100		

(2)

								:	:		
								(%)	(%)		
				36,973,000.00		22,611,313.56		62	62		63,001,137.77
				4,939,083,255.56		2,777,852,804.77		50.40	50.40		

( )

1

	/	/	2,752,130.88	/	/	2,832,780.91
	/	/	2,580,237.71	/	/	1,575,078.62
	3,035.51	6.6227	20,103.27	19,853.91	6.8282	135,566.46
	9,535.00	8.8065	83,969.98	640.00	9.7971	6,270.14
	10,101.42	6.7139	67,819.92	9,969.10	6.1294	61,104.60
				4,671,218.29	0.2258	1,054,761.09
	/	/	1,865,055,986.63	/	/	1,724,406,714.47
	/	/	1,728,085,636.52	/	/	1,631,097,497.78
	17,316,737.97	6.6227	114,683,560.55	12,241,813.06	6.8282	83,589,547.97
	69,788.61	0.8509	59,383.13	172,354.69	0.8817	151,965.13
				10,992.28	0.0738	811.23
	89,618.90	8.8065	789,228.84	232,692.67	9.7971	2,279,713.35
	76,258,711.83	0.2164	16,502,385.24			
	4,943,207.16	0.9985	4,935,792.35	7,901,522.37	0.92225	7,287,179.01
	/	/	230,309,890.65	/	/	193,770,544.65
	/	/	230,309,890.65	/	/	193,770,544.65
	/	/	2,098,118,008.16	/	/	1,921,010,040.03

1 2010

txLÜV Å p7Ç

(2)

	2010	10	13	2011	4 13
	2010	11	4	2011	5 4
	2010	7	7	2011	1 7
		/		/	
					1,000,000.00
					1,000,000.00
					4,800,000.00
					6,800,000.00

(3)

	2010	8	24	2010	10 24
					12,500,000.00

(4)

	2010	10	27	2011	4 27	50,000,000.00	
	2010	8	11	2011	2 10	47,200,000.00	
	2010	10	22	2011	4 22	11,430,000.00	
	2010	7	26	2011	1 26	10,000,000.00	
	2010	8	9	2011	2 9	10,000,000.00	
	2010	8	17	2011	2 17	10,000,000.00	
		/		/		138,630,000.00	/

(4) 2010 12 31

3

3 :

(1)

--	--	--	--	--	--

	4,121,088.96	6.6227	27,292,735.86	20,611,557.68	6.8282	140,739,838.15
	21,299,424.63	0.2164	4,609,195.49			
			31,901,931.35			140,739,838.15

(2)

			(%)	
80	773,606,884.28	2,822,409.70	0.36	

-4	5.61
-5	3.93
-5	3.84
-5	2.29
-5	1.88
/	17.55

	(%)		(%)
53.64	79.45	606,236,380.03	54.24
16.77	20.55	192,300,576.93	

“ ”

2009 1.5 225 2010 7 8  
3919

2010 12 31 33,552.00  
20,792.45 12,759.55

100%

(3)

		(%)			(%)	
1	51,555,869.50	3.80	2,577,795.19	77,156,208.96	5.48	3,858,335.16
1 2	33,691,778.22	2.48	10,107,533.46	6,726,741.36	0.48	2,018,022.41
2 3	6,296,469.93	0.46	3,148,234.97	37,562,694.20	2.67	18,781,347.11
3	636,413,797.31	46.89				

8

5

(1)


		(%)		(%)
1	10,094,500,027.74	96.43	8,871,703,077.99	96.36
1 2	248,961,559.93	2.38	226,832,550.05	2.46
2 3	96,081,920.49	0.92	94,833,769.82	1.03
3	28,962,073.20	0.27	13,431,847.21	0.15
	10,468,505,581.36	100.00	9,206,801,245.07	100.00

	17,513,073.39	6.6227	115,983,831.14	8,373,964.87	6.8282	57,179,106.92
	413,075.25	8.8065	3,637,747.19	97,400.00	9.7971	954,237.54
	48,421.95	10.2182	494,785.17	275,370.64	10.9780	3,023,018.89
	722,612,335.81	0.2164	156,373,309.47			
	1,350.00	6.7139	9,063.77			
	284,468.42	7.0562	2,007,266.07			
			278,506,002.81			61,156,363.35

(2)

		380,319,437.04	1	
		310,511,759.42	1	
		292,984,046.92	1	
Мечел-Материалы		289,888,673.10	1	
		282,254,343.45	1	
	/	1,555,958,259.93	/	/

(3)



---

15,000,000.00	1-2	
9,985,729.10	1-2	
293,375,938.60		

---

	1,170,466.82	640,900.38
	4,971,044.83	45,848,326.32
		34,207,083.92
		51,000.00
		37,927,379.63
	6,141,511.65	118,674,690.25

	(%)	(%)					
	20	20	477,600,238.52	818,671.82	476,781,566.70		-13,218,433.30

1

2010 12 31

56.59

2 2009  
2010 4

4.08%

10 :

(1)

	565,924.63			565,924.63
	146,428,948.94	82,437,401.70	69,993,720.49	158,872,630.15
	182,435,848.93		10,000,000.00	172,435,848.93
	329,430,722.50	82,437,401.70	79,993,720.49	331,874,403.71
	84,034,674.63			84,034,674.63
	245,396,047.87	82,437,401.70	79,993,720.49	247,839,729.08

(2)

A

	60,000,000.00	60,000,000.00		60,000,000.00		10.00	10.00
	82,800,000.00	82,800,000.00		82,800,000.00	82,800,000.00	4.40	4.40
	17,440,000.00	17,440,000.00		17,440,000.00		10.00	10.00
	10,000,000.00	10,000,000.00	-10,000,000.00				2
	7,457,930.00	7,457,930.00		7,457,930.00		10.00	10.00
	1,500,000.00	1,500,000.00		1,500,000.00		0.56	0.56
	1,000,000.00	1,000,000.00		1,000,000.00		10.00	10.00
	500,000.00	794,168.93		794,168.93		10.00	10.00
	200,000.00	200,000.00		200,000.00		14.00	14.00

	575,000.00	575,000.00		575,000.00			
	668,750.00	668,750.00		668,750.00	668,750.00		
	18,000,000.00						1

1 2008 3 27

2 2010 3

B

	203,986,829.10	64,357,046.52	-64,357,046.52					
	45,000,000.00	41,692,506.44	-939,954.45	40,752,551.99			45.00	45.00
	22,500,000.00	28,334,625.35	1,560,580.42	29,895,205.77			30.00	30.00
	6,550,000.00	7,737,282.51	67,825.84	7,805,108.35		891,669.45	26.20	26.20
	2,000,000.00	3,002,454.07	-800,500.65	2,201,953.42		825,411.02	40.00	40.00
	3,000,000.00	645,760.10	-491,323.46	154,436.64			30.00	30.00
	331,164.00	659,273.95	47,786.69	707,060.64			20.00	20.00
	80,000,000.00		77,356,313.34	77,356,313.34			20.00	20.00
	831,873.90	565,924.63		565,924.63	565,924.63		50.00	50.00
	364,199,867.00	146,994,873.57	12,443,681.21	159,438,554.78	565,924.63	1,717,080.47		

3

(1)

	34,195,956.91			34,195,956.91
1.	34,195,956.91			34,195,956.91
2.				
	13,741,883.41	1,510,994.56		15,252,877.97
1.	13,741,883.41	1,510,994.56		15,252,877.97

---

	4,460,071,587.3	/	/	5,905,216,631.55
	1,250,784,462.10	/	/	2,480,701,216.47
	2,925,403,815.20	/	/	3,154,848,613.15
	154,318,266.20	/	/	160,190,593.76
	129,565,043.80	/	/	109,476,208.17
	10,994,030.54	/	/	10,994,030.54
	3,296,203.18	/	/	3,296,203.18
	7,697,827.36	/	/	7,697,827.36
		/	/	

(1)

	5,679,305,621.83		5,679,305,621.83	6,449,016,959.80		6,449,016,959.80

(2)

	472,200	5,779,236,731.95	717,942,543.75	1,569,907,061.97		137.59
	23,166	215,507,669.27	41,752,111.06	1,203,816.65		111.05
	5,757	35,139,499.29	38,705,284.71	50,555,284.04	6,744,610.58	128.27
		263,913,059.29	267,107,686.90	199,799,391.15	7,508,800.00	
		155,220,000.00	500,000.00			

2010

---

	939,031,221.69			926,245,789.96
	1,563,396.80			1,856,331.97

2010

---

	582,161,066.82	550,761,846.51
	314,959,641.47	270,668,325.62
	61,446,666.11	39,874,507.85



21

		3,134,400.00
		3,134,400.00

22

		4,886,861.63
	10,024,970,500.86	10,582,311,808.58
	10,024,970,500.86	10,587,198,670.21

10,024,970,500.86

(1)

1

(2) 2010 12 31

23

1

1

	3,335,406.92	0.9985	3,330,403.81			
			616,006,295.29			309,721,638.52

24

1 1

		94,349,499.64		
CIASIDERURGICADOPARA		24,255,979.45		
		23,085,927.24		
		11,511,595.21		
		11,239,556.53		
		164,442,558.07		

2 5%( 5%)

3

3

	41,450,797.75	6.6227	274,516,198.26	63,410,715.37	6.8282	432,981,046.69
	2,456.82	8.8065	21,635.99			
	1,332,967,516.91	0.2164	288,454,170.66			
			562,992,004.91			432,981,046.69

25

	488,715.29	37,807,763.50	38,053,969.10	242,509.69
		1,375,462.50	1,375,462.50	
	24,951,508.81	25,154,382.24	12,809,675.52	37,296,215.53
		10,219.56	10,219.56	
	11,503,927.80		7,669,144.65	3,834,783.15
	20.00	246,773.24	176,035.47	70,757.77
	229,082,122.58	849,867,452.81	789,357,275.14	289,592,300.25
	37,296,215.53		3,834,783.15	

26

	-5,511,748.93	-406,526,178.06
	17,227,525.13	15,776,591.47

2010

---

	45,476,631.66	35,179,275.67

3

2

1

700 3 700  
“ ” “ ”  
2010 3 9 2010 4 9 “ ”  
” “ ” “  
2010 34 2010 1,682.17 2010 12 6  
2010 35

	2,939,000,000.00	1,725,000,000.00
	2,667,746,451.32	1,254,970,480.00
	5,606,746,451.32	2,979,970,480.00

2

	2010 26	11	2013 26	11	2.842	120,000,000.00	794,724,000.00
	2008 15	8	2018 14	8	5.94		500,000,000.00
	2010 18	11	2013 18	11	5.04		500,000,000.00
	2010 18	11	2013 18	11	5.04		500,000,000.00
	2010 18	11	2013 18	11	5.04		500,000,000.00
	/		/		/	/	2,794,724,000.00
			/		/		500,000,000.00

3

2 9

32

	35,997,851.02	112,921,919.65
	541,757.89	4,835,828.88
	34,994,803.48	74,361,075.40

8	2	4,000,000.00	
9		3,800,000.00	3,800,000.00
10		1,146,006.56	3,387,858.81
11		1,270,000.00	670,000.00
12	3	100,000.00	
13	4		9,400,000.00
14			700,000.00
15			100,000.00
		78,010,092.66	86,777,496.64

7  
3 8 9 11 12  
2,241,852.25

1  
2010

2  
2010

3  
2010

4  
2009

2006 41

2,131,922.49  
10

4  
2009 19  
2010 256

5  
2010 118

6  
1  
2010

2010 12 31

2010 12 31

2009 3032  
2009

940

2010 12 31

34

		+ -					
	1,071,910,711.00						1,071,910,711.00

35

		349,005,631.42		349,005,631.42
	210,232,626.19			210,232,626.19
	3,823,477,131.61	350,875,820.95	12,389,251.68	4,161,963,700.88

- A. " "
- 10,126,775.84
- 9,930,330.47
- 196,445.37
- B. 1,673,744.16
- 12,389,251.68
- C. 349,005,631.42

36

	735,814,292.93	31,208,726.07	767,023,019.00
	735,814,292.93	31,208,726.07	767,023,019.00

10%

37

	2,552,457,955.81	/
	2,552,457,955.81	/
	384,795,627.99	/
	31,208,726.07	10
	107,191,071.10	40.19
	1,080,886.56	
	2,797,772,900.07	/

2010 4 28

2009  
107,191,071.10

2009

2010 6 17

38

	131,465,910,645.75	94,305,682,557.12
	131,342,088,249.00	94,177,166,188.53
	123,822,396.75	128,516,368.59
	128,084,590,321.57	92,171,424,739.72
	127,981,978,906.95	92,061,546,047.52
	102,611,414.62	109,878,692.20

2010

2

	126,114,213,199.31	123,147,450,473.10	86,501,469,458.43	84,822,566,593.76
	9,450,911,740.66	9,519,652,118.58	6,194,995,883.69	6,222,609,202.83
	3,987,491,601.78	3,664,181,878.77	7,170,418,790.97	6,841,642,074.41
	41,453,863.66	13,947,199.68	31,363,066.61	7,403,637.61
	405,512,923.41	238,729,356.41	339,742,698.05	229,037,798.07
	8,533,672,683.07	8,499,370,704.97	5,932,307,340.63	5,951,834,566.96
	123,822,396.75	102,611,414.62	128,516,368.59	109,878,692.20
	131,342,088,249.00	127,981,978,906.95	94,177,166,188.53	92,061,546,047.52

3

	22,830,833,256.26	21,839,014,089.26	15,533,536,664.87	15,169,499,972.18
	1,590,904,447.60	1,223,920,832.78	596,481,284.83	448,656,623.04
	4,534,274,878.74	4,334,872,049.68	8,539,060,652.01	8,386,956,195.06
	1,117,216,176.51	1,077,230,813.15	993,305,645.33	892,963,914.77
	105,371,152,986.75	104,092,287,643.36	66,911,461,322.53	66,043,001,167.51
	405,512,923.41	238,729,356.41	339,742,698.05	229,037,798.07
	41,453,863.66	13,947,199.68	31,363,066.61	7,403,637.61
	3,984,412,399.14	3,661,347,627.60	7,164,522,194.93	6,835,861,306.24
	8,533,672,683.07	8,499,370,704.97	5,932,307,340.63	5,951,834,566.96
	131,342,088,249.00	127,981,978,906.95	94,177,166,188.53	92,061,546,047.52

4

	128,633,967,624.89	125,680,827,261.02	92,587,379,258.37	90,719,925,509.71

	2,708,120,624.11	2,301,151,645.93	1,589,786,930.16	1,341,620,537.81
	131,342,088,249.00	127,981,978,906.95	94,177,166,188.53	92,061,546,047.52

5

A	5,344,849,302.90	4.07
B	3,729,008,014.56	2.84
C	3,293,110,042.66	2.50
D	1,728,846,309.57	1.31
E	1,723,760,683.88	1.31
	15,819,574,353.57	12.03

39

	65,539,412.21	64,114,942.62	3% 5%-20%
	47,672,371.88	26,579,850.05	7%
	21,401,976.09	12,880,143.11	3%
	873,058.02	1,321,341.65	1%
	247,635,272.20	79,892,758.91	---
	4,603,462.02	2,625,639.64	---
	387,725,552.42	187,414,675.98	/

40

	3,967,224.95	3,469,124.72
	187,868,782.12	107,867,108.66
	16,401,145.39	15,483,285.84
	286,293,917.52	206,689,784.21
	27,264,979.14	15,191,863.30
	493,215.00	2,179,530.00
	11,156.06	2,397,613.50
	15,612,221.95	15,367,075.27
	147,880,628.74	75,578,465.80
	839,140.86	2,361,610.47
	223,444.58	180,852.80

	46,184,933.82	58,031,830.14
	733,070,833.20	504,863,259.87

41

	530,334,429.91	401,532,235.92
	10,374,764.06	5,758,360.52
	40,860,074.62	30,465,922.01
	97,135,638.62	87,126,397.35
	21,108,033.29	19,988,824.55
	4,910,629.64	5,252,015.98
	2,357,502.56	1,205,851.86
	9,381,323.63	-1,446,135.78
	71,631,935.24	57,115,599.09
	51,151,069.07	34,424,083.84
	71,039,924.62	40,504,630.79
	5,425,759.44	3,737,534.15
	123,952,701.27	127,940,842.90
	34,421,689.92	29,168,758.53
	9,663,477.90	10,271,619.12
	5,346,366.87	4,175,162.14
	26,909,429.41	18,753,848.34
	8,939,351.91	2,204,462.24
	3,718,953.28	3,418,873.66
	674,210.40	554,290.27
	1,730,000.00	1,755,621.00



---

	-491,323.45	-514,628.07	
	-939,954.45	-3,307,493.56	
	-2,643,686.66		
	763,657.55	17,521,898.14	/

4

5

4.43

45



---

	1	384,795,627.99	266,687,413.12
	2	12,954,956.37	492,456,469.02
	3=1-2	371,840,671.62	-225,769,055.90
	4	1,071,910,711.00	1,071,910,711.00
	5		
	6		
	7		
	8		
	9		
	10		
	11	12	12

Mj

B



" "	318,353,373.74	-1,784,367,532.46
" "	-1,114,713,446.45	-862,282,923.29
" "	487,713,727.36	968,702,364.88
	-10,268,069.32	
	1,127,515,411.96	-992,875,499.22
2		
	212,962,721.06	207,704,418.95
3		
	2,088,318,008.16	1,921,010,040.03
	1,921,010,040.03	2,112,447,460.89
	167,307,968.13	-191,437,420.86

2

	2,088,318,008.16	1,921,010,040.03
	2,752,130.88	2,832,780.91
	1,855,255,986.63	1,724,406,714.47
	230,309,890.65	193,770,544.65
	2,088,318,008.16	1,921,010,040.03
	9,800,000.00	

53

1

2

“

”

---

68,790,714,333.41	47,563,083,163.58	53,052,120,236.99	38,451,807,620.91	3,987,491,601.78	6,394,171,978.97	41,453,863.66	31,363,066.61	405,512,923.41	339,742,698.05
68,790,714,333.41	47,563,083,163.58	49,954,880,412.37	36,564,602,495.39	3,462,902,575.25	5,881,638,499.01	41,453,863.66	31,363,066.61	405,512,923.41	339,742,698.05

---

4,012,572,890.22	776,246,812.00	9,450,911,740.66	6,194,995,883.69	258,805,738.69	486,578,673.94	8,533,672,683.07	5,932,307,340.63	131,465,910,645.75	94,305,682,557.12
4,012,572,890.22	714,025,701.72	4,705,595,150.15	2,781,090,538.44	92,278,497.28	430,136,394.32			131,465,910,645.75	94,305,682,557.12
	6,222,110.28	4,745,316,590.51	3,413,905,345.25	166,527,241.41	56,442,279.62	8,533,672,683.07	5,932,307,340.63		
389,1194,702.84	14,169,298.91	9,983,758,137.84	6,591,986,021.44	119,045,178.13	322,656,836.50	8,217,821,056.28	5,711,129,574.14	130,145,219,588.35	93,835,284,667.63
121,378,187.37	190,868,769.61	-532,846,397.18	-396,990,137.75	139,760,560.56	163,921,837.44	315,851,626.79	221,177,766.49	1,320,691,057.40	470,397,889.49

3

: :

	128,757,790,021.64	12,770,974,949.90
	2,708,120,624.11	380,199,531.24
	131,465,910,645.75	13,151,174,481.14

4

12.03%

( )

1

1

: :

						(%)	(%)
					2,460,000,000.00	62.56	62.56



		101710917
		723628272
		710929236
		733148299
		10002750X
		144112941
		717853641
		799705457
		190342078
		101445316
		710924769
		15826900X
		183764344
		745140112
		797691477
		676899343
		101701981
		101104300
		750992264
		753368803
		74558002X
		743084735
		105539002
		680917006
		710924099
		192223283
		750992624
		735309359





				%		%
			11,323,956.69	0.01		
			9,937,947.05	0.01	24,549,085.30	0.03
			8,276,747.89	0.01		
			1,199,943.06			
			107,657.85			
					259,360,563.11	0.3
					32,118,089.37	0.04
					17,834,922.23	0.02
					1,069,213.00	
					613,528.38	
					244,180.65	
					114,563.83	
			212,529.76	0.01	4,059,579.90	0.06
			46,298,212.01	1.33		
			24,357,055.50	0.7	199,275,427.08	3.02
			18,075,766.60	0.52	115,069.54	
			11,907,971.93	0.34	2,858,696.27	0.04
			9,205,773.40	0.27	770,000.00	0.01
			2,576,310.50	0.07	10,872,396.89	0.16
			2,573,631.54	0.07	8,758,207.05	0.13



6

		3,996,000 /	3,996,000.00

7

2

[2009]3031

20,000.00

17,990.56                      2,009.44

475,917.77                      493,908.33

52.30%                      50.40%

8

8,000                                      16.33%

20%

9

A.

62

2010    12    31

3,169.38

B.

4,000                      2010    12    31

213.91

C.

6,500                      2010    12    31                      6,500

68.54

D.

2010    12    31                                      38.55

E.

10.22    2010

12    31                      10.22    3,955.64

F.

18,000                      2010    12    31

1,155.08

G.

15,500                      2010    12    31                      15,500

195.08

H.									20,000.00
								326.35	
I.	2010	12	31					65,262.29	12
J.				2010	12	31			2,000
K.	2010	12	31					8,339.02	
L.							2010	12	2010
									Ä
									L.

				834,074.49	
		311,411.76		351,000.00	
				285,092.70	
				50,000.00	
				24,285.78	
		26,594,021.00			
		6,019,621.49			
		1,204,066.99			
		84,000.00			
		144,691,023.92		27,223,309.36	
		170,963,083.62		56,384,646.70	

2

:

:

:

			419,031,451.52	5,502,810.47	
			3,707,743.55		
			12,381,704.14	1,388,104.48	
			3,733,937.22		
			3,560,000.00	3,560,000.00	
			717,941.60	173,065.24	
			249,682.20		
			115,913.60		
			16,903.18		
				9,819,406.81	
				1,706,060.88	
			443,515,277.01	22,149,447.88	
			45,476,631.66		
				35,179,275.67	
				1,863,778.28	
			6,751,000.00	445,500.00	
			54,602.36	44,885.24	
	( )			4,996.08	
			52,282,234.02	37,538,435.27	
				54,907,827.05	
				31,974,279.93	
			82,136.00	7,427,308.38	
				5,330,746.03	
				1,000,000.00	

---

			874,638.37	420,000.00
			652,152.56	33,607.00
			10,619.90	10,619.90
				8,432.50
				6,794.90
				4,069.80

3 2010 9

76.13  
520

2010 12 31

2

2010 12 31

3

2010 12 31

	6,400,000.00	2010 7 19	2011 1 18		
	3,964,254.67	2010 11 8	2011 5 8		
	1,006,650.56	2010 8 25	2011 2 25		
	3,379,939.66	2010 12 8	2011 6 8		
	4,800,000.00	2010 8 11	2011 2 10		
	19,550,844.89				

2010

2010 12 31

( )

1

	160,786,606.65
--	----------------

2

1 2011 3 24 2010  
1,071,910,711 10 1.50  
160,786,606.65 2010  
2 2011 2 15 < >

( )

1

2010 12 31

2

1

	6,666,780.00	—	—
--	--------------	---	---

2010 12 31

38,366,780

2010

72

2,570

600

2010 12 31

38,366,780

6,666,780.00

2

	2,000,000.00	—	—
--	--------------	---	---



1	1	34,994,803.48
1	2	461,289.65
		35,456,093.13

3

2008

	200,000,876.89	2008	3	3	2011	3
3		7.29%				
	22,089,250	2010	12	31		21,639,250.000

5

1					
2					
3			349,005,631.42		531,228,230.24
			349,005,631.42		531,228,230.24
			349,005,631.42		531,228,230.24
	-3,134,400.00	3,134,400.00			

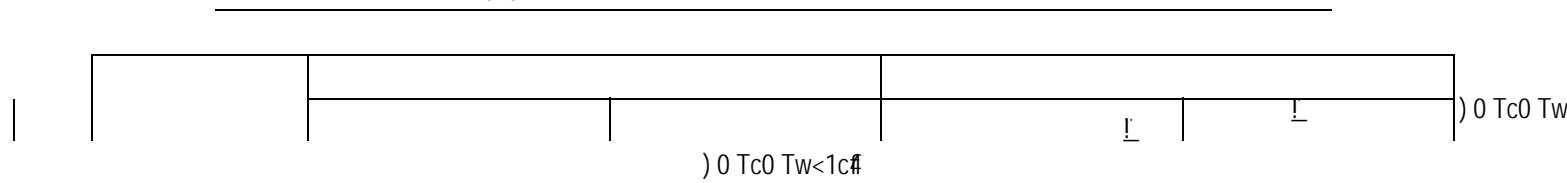
( )

1

1

		(%)	(%)		(%)	(%)	
	3,151,500,445.85	98.79			4,192,484,556.35	98.70	
	20,698,483.73	0.65	19,834,741.90	95.83	20,250,038.55	0.48	19,679,819.64
	20,698,483.73	0.65	19,834,741.90	95.83	20,250,038.55	0.48	19,679,819.64
	18,000,000.00	0.56			34,807,748.99	0.82	

2010



				(%)
	/	3,189,118,148.71	/	99.95

2

1

	4,232,018,519.72	1,528,724,486.35		5,760,743,006.07
	64,357,046.52	3,919,593.50	68,276,640.02	
	152,800,000.00		10,108,000.00	142,692,000.00
	4,449,175,566.24			

---

	500,000.00	500,000.00		500,000.00			10	10
	500,000.00	500,000.00		500,000.00			10	10
	100,000.00	100,000.00		100,000.00			10	10
	108,000.00	108,000.00	-108,000.00					
	18,000,000.00							

	71,851.55	249,694.43	2009
	282,684.59	171,334.76	2009
		42,013.98	2009
	13,869,992.50		2009
	965,726.91		2009
	215,707,951.91	691,875,785.80	2009
	319,287,500.13	812,109,443.39	/

3

	2,245,849.34	16,331,963.91	
	2,245,849.34	16,331,963.91	/

4

	393,908,863.69	596,269,709.40
	219,449,934.76	-202,360,845.71

( )

1

	-16,444,938.63
	31,100,025.71
	11,551,589.73
	4,666,780.00
	3,134,377.50
	-17,647,276.18
	3,854,773.14
	-449,171.38
	12,954,956.37

2

9

2010

[2010]2

1

[2008]43

	%		
	4.5351	0.3590	0.3590
	4.3824	0.3469	0.3469