

.....	4
.....	5
.....	8
.....	10
.....	12
.....	13
.....	15
.....	26
.....	27
.....	30
.....	74

MINMETALS DEVELOPMENT CO., LTD.

MINLIST

5 B

010 68494208

010 68494207

gaoyong@minmetals.com

5 B

010 68494205

010 68494207

cuiqi@minmetals.com

5 B

5 B

100044

<http://www.minlist.com.cn>

minlist@minmetals.com

<http://www.sse.com.cn>

600058

1997 5 21

15

2000 2 16

5

2000 12 27

"

"

2003 9 19

"

"

1100001120080 4 1

110108100026638

158

F105

	444, 034, 213. 50
	306, 837, 934. 39
	263, 792, 496. 55
	1, 206, 464, 828. 19
	6, 153, 312. 67
	417, 144, 149. 05
	24, 737, 483. 71
	2, 229, 747. 34
	-77, 166. 60
	-4, 511, 234, 501. 29
	-11, 492, 341. 62

	2003
	-2, 190, 334. 83
	5, 537, 979. 36
	5, 615, 145. 96
	-77, 166. 60
	11, 651, 014. 00
	32, 913, 649. 80
	42, 297, 162. 37
	-748, 275. 47
	43, 045, 437. 84

	2003	2002		%	2001	
	52,122.74	28,333.29	28,333.29	83.96	19,572.99	19,565.14
	444.03	306.38	293.76	44.93	248.49	253.59
	306.84	190.92	178.30	60.72	154.80	154.80
	263.79	193.88	181.26	36.06	151.92	152.36
	2003	2002		%	2001	
	21,287.72	10,174.97	9,507.41	109.22	5,304.59	5,310.57

	424,088,710.00	127,226,613.00		551,315,323.00
	1,011,299,919.34	2,840,200.74	127,926,726.15	886,213,393.93
	187,782,768.72	44,523,507.81		232,306,276.53

1

10 14803

14804

2003 12 31

()

)

		1997 9
		2000 4
		2000 4
		2000 6
		2002 11
		2002 3
		1996 5
		1999 7 2004 1
		2003 3
		2003 8
		1998 12

								297	
					45				108
30	2	31	38	5	41	8	1	25	

2003	2	11	2003
		17	9

2003 6 9

2003 6 30 2003

2003 6 30 2003

2003 6 30

2003 12 5 2003

"

"

"

"

	2003	12	31		394		39
10			256		65		85
21.6				14		3.55	
					309		78.43
52				13.2		133	33.76

2003 7 1

2003 7 1

2003
2003

2003 8 1

8

2003 7 1

2003 6 9

2003 12 5

2003

"

"

"

"

2003

"

"

2004 2006

1

2003

658,134

,
84.2

85.9
45,796

410,692
36.6

1,502,204
5,212,274.5

83.96

44,403.42

44.93

670

274.79

64

12.09

12.44

429.35

,
122.59

6.53

12.36

4.22

16.33

10.22

548.3

154

12.7

9.2

3.5

2

96.04%

			%	%	%	%
	50,059,615,297.93	48,938,083,585.30	2.24	85.90	86.83	

		10,000	1,637,732	19,456
		3,366	256,835	7,371
		2,520	14,045	2,375
		1,353	27,323	316
		2,9		

()

	2003	2002		
	52, 122, 744, 988. 74	28, 333, 294, 459. 30	23, 789, 450, 529. 44	83. 96%
	50, 872, 978, 629. 84	27, 402, 892, 076. 32	23, 470, 086, 553. 52	85. 65%
	1, 206, 464, 828. 19	890, 442, 278. 37	316, 022, 549. 82	35. 49%
	83, 507, 158. 50			

	2003	2002		
	47,066,000.00	143,886,167.34	-96,820,167.34	-67.29%
	585,994,715.11	267,466,169.91	318,528,545.20	119.09%
	0.00	15,626,940.00	-15,626,940.00	-100.00%
	6,932,304,941.61	4,330,466,758.27	2,601,838,183.34	60.08%
	9,873,977,836.59	1,826,483,660.48	8,047,494,176.11	440.60%
	302,071,056.35	159,754,272.81	142,316,783.54	89.08%
	21,287,717,616.64	10,174,967,069.95	11,112,750,546.69	109.22%
	5,401,186,501.40	701,423,551.25	4,699,762,950.15	670.03%
	8,268,934,939.85	3,994,078,878.09	4,274,856,061.76	107.03%
	1,100,878,503.24	308,569,284.09	792,309,219.15	256.77%
	4,319,528,759.59	2,990,547,679.19	1,328,981,080.40	44.44%
	31,506,683.80	15,756,652.64	15,750,031.16	99.96%
	26,847,188.87	18,405,628.58	8,441,560.29	45.86%
	0.00	127,317,302.10	-127,317,302.10	-100.00%
	-271,146,170.31	-13,651,940.20	-257,494,230.11	1886.14%
	138,501,770.35	72,381,745.53	66,120,024.82	91.35%
	551,315,323.00	424,088,710.00	127,226,613.00	30.00%
	589,017,028.87	326,702,602.29	262,314,426.58	80.29%

9

10

11

-

12

13

14

2004 3 22 2003

1 2002 2002

652,278,518.92 2002 12 31 2002 652,278,518.92 2003

652,278,518.92 2 2002 2002 2002

25,650,613.16 30% 2002 — 7,554,993.96 9,961,682.14 9,961,682.14

[2003] 10 "

"

2003 9,961,682.14 2003

2002 9,961,682.14 [2003] 10

9,961,682.14 2003 4 9

2002

3 1998 2,848,860 2000 2001 2002

7,217,112 2000 2001 2002 2003 12

2001 5,317,782 10,065,972 2000 — 2003

5,317,782
1 2

2003

2004

2004

2004

ERP

2004

1

2003 2 14

2,000

2003 2 15

2

2003 3 20
2002

2002

2002
2002
2002

2002
2003

2002

2003 3 22

3

2003

2003 4 29
2003

2003 4 30

		-	-			-	
		-	_____	-	-	-	
						-	

							-
							-
							-
							-
	-						
	-						
	-			-	-		

		-	-	-	-	-	
		-	-	-	-	-	

2003

2003 3 19
2002

2002

2003 4 28
2003

2003

2003 5 27

2003 6 30

2003 8 20
2003

2003

2003

2003 10 28
2003

2003

2003

2003

25

2002 3 26

2001 12 31
2003 4

2003
2003
2, 166, 663, 921. 77
10

2003

2003

2003

2003

2004 3 22
2003

1 2003

: :

(1)	1, 638, 316, 387. 87
(2)	1, 543, 373, 289. 75
(3)	1, 957, 163, 439. 60
(4)	75, 273, 692. 33
	5, 214, 126, 809. 55

2

2 1,350
1997 11 30 2003 11 29

3 ([2003] 56)
24.67%

2003 35,400 21.14
35,575.46 2003
8,776.47

4 2003 20%
5 2003

2003

5

" "

2002
2003

126

50
24

7

[2003] 13
"

3 2003 8

1998
2003

/ "

"

(2004)

018

:

2003 12

31

2003

2003



2003 12 31

2003

158

		2003 12 31	2002 12 31	2003 12 31	2002 12 31
	1	1, 856, 090, 772. 94	1, 867, 583, 114. 56	48, 284, 986. 71	55, 704, 046. 06
	2	47, 066, 000. 00	143, 886, 167. 34	95, 066, 000. 00	143, 886, 167. 34
	3	585, 994, 715. 11	267, 466, 169. 91		
			15, 626, 940. 00		15, 626, 940. 00
	4/a	655, 920, 061. 69	598, 068, 448. 70	5, 992. 07	45, 000, 548. 92
	5/b	59, 766, 963. 08	32, 306, 884. 32	1, 771, 832, 074. 12	522, 397, 647. 68
	6	6, 932, 304, 941. 61	4, 330, 466, 758. 27		82, 457, 556. 77
	7	117, 169, 625. 48	89, 574, 431. 48		24, 877, 440. 16
	8	9, 873, 977, 836. 59	1, 826, 483, 660. 48		132, 045. 67
	9	2, 180, 301. 87	2, 197, 762. 20		
		20, 130, 471, 218. 37	9, 173, 660, 337. 26	1, 915, 189, 052. 90	890, 082, 392. 60
	10/c	850, 644, 317. 95	838, 489, 527. 83	1, 477, 803, 448. 78	1, 360, 549, 285. 54
		850, 644, 317. 95	838, 489, 527. 83	1, 477, 803, 448. 78	1, 360, 549, 285. 54
	10/c	283, 042, 030. 56	291, 402, 863. 36	281, 979, 879. 98	290, 128, 282. 66
		288, 338, 159. 50	297, 316, 017. 02		
	11	719, 669, 526. 30	607, 043, 278. 15	62, 149, 632. 72	61, 922, 080. 72
	11	466, 845, 319. 80	442, 248, 949. 96	55, 559, 457. 37	52, 143, 336. 65
		252, 824, 206. 50	164, 794, 328. 19	6, 590, 175. 35	9, 778, 744. 07
	11	5, 040, 055. 38	5, 040, 055. 38		
		247, 784, 151. 12	159, 754, 272. 81	6, 590, 175. 35	9, 778, 744. 07
		1, 510, 034. 72			
	12	52, 776, 870. 51			
		302, 071, 056. 35	159, 754, 272. 81	6, 590, 175. 35	9, 778, 744. 07
	13	1, 457, 701. 99	420, 597. 58		
	14	3, 073. 3			





2003

:

1			
		306,837,934.39	296,823,385.45
		-12,275,352.66	
		-12,246,792.55	
		16,293,760.93	7,319,803.47
		37,361,022.61	3,724,356.08
		125,561.12	
		1,827,021.90	
		17,460.33	
		-917,311.68	
		516,845.88	
		60,150.24	5,422.52
		77,399,943.69	10,690,620.83
		-21,034,128.04	-303,081,491.00
		-8,049,081,888.53	132,045.67
		-3,086,715,868.94	-1,383,197,051.87
		6,230,597,140.02	-182,564,605.22
		-4,511,234,501.29	-1,550,147,514.07
2			

		2003	2002	2003	2002
		306,837,934.39	190,919,843.32	296,823,385.45	179,684,704.65
		326,702,602.29	300,219,769.44	316,740,920.15	300,219,769.44
		633,540,536.68	491,139,612.76	613,564,305.60	479,904,474.09
		29,682,338.54	17,968,470.47	29,682,338.54	17,968,470.47
		14,841,169.27	17,968,470.47	14,841,169.27	17,968,470.47
			1,273,456.53		

2003 12 31

:

	50,199,845.75	21,005,397.47			2,595,993.29	68,609,249.93
	30,721,073.57	13,874,514.55			1,733,847.35	42,861,740.77
	19,478,772.18	7,130,882.92			862,145.94	25,747,509.16
	32,913,649.80			32,913,649.80	32,913,649.80	—
	32,913,649.80			32,913,649.80	32,913,649.80	—
	3,988,699.42	5,316,386.67		3,728,674.25	3,728,674.25	5,576,411.84
	3,626,993.84	5,316,386.67		3,366,968.67	3,366,968.67	5,576,411.84
	95,589.93			95,589.93	95,589.93	
	266,115.65			266,115.65	266,115.65	
	17,825,832.96	29,210,294.13				47,036,127.09
	17,825,832.96	29,210,294.13				47,036,127.09
	5,040,055.38					5,040,055.38
	3,296,203.18					3,296,203.18
	235,110.67					235,110.67
	125,237.16					125,237.16
	1,383,504.37					1,383,504.37
	10,704,444.45					10,704,444.45
	10,154,444.45					10,154,444.45
	550,000.00					550,000.00
	—					
	—					

[1997] 40 [1997]

567

16

13

" "

1.

2

1 1 12 31

3

4.

5.

6.

90

90

7.

1

2
3

8

1

2

1	1%
1—2	10%
2—3	15%
3—5	30%
5	100%

9.

1
2

3
4

5

10.

1

2
3

20%

20%

20% 20%

20% 20%

4

10

1

2

3

14.

1

2

b

17.

1

2

3

18

19.

1 2002

—

25,650,613.16

7,554,993.96

30%

9,961,682.14

2002

9,961,682.14

[2003] 10

"

"

9,961,682.14

2002

9,961,682.14

2003

9,961,682.14

2

2002

2

§

-

10%

—

3

4

%

%

92/ 1, 523, 582 69

2, 533, 611
—
2, 533, 611

—

43/

			1, 616, 119. 06
		1, 454, 507. 15	
1, 616, 119. 06			
	5	30, 094, 070. 86	35. 19%

—
—

6

%

%

—

7

8

3, 992, 913 2 1 —
1, 998, 730
46. 46% 3 2003
4

10

— — — —
— — — —
— — — —
— — — —

(1)

()

— —
— —
— —
— —
— —
— —
— —

— — — —
— — — —

30.35%
12/ 8

(2)

(3)

—
—
—
—
—

—
—
—
—
—

12

13

14

—
—

—
—

15

—
—
—
—
—
—

—
—
—

—
—
—
—
—

—
—

—

16

—

17

%

%

22

%

%

23

—

+ -

26

2003
2003

10% 5%

27

2003

2002

2003

2002

2003

2002

31

2003

2002

32

2003

2002

—

33

2003

2002

34

35

36

2003

2002


—

Jv \$”Nq Ñ!j^a ãí r •C”(m4 „,0ð†ÀG²~2Å,~Dz Ñ

b



c



—

—

—

30.35%

12/ 8

10

30

20

M

—

—

—

—

-

- M

2003		2002	
()	(%)	()	(%)

		—	—
			—
—	—		
		—	—
—	—		

2003		2002	
()	(%)	()	(%)

—

5,000,000		2,550,000	51%
500,000	10%		1,950,000
39%			
11		2002	6
158,000,000		32,200,000	20.38%
		600,000,000	2003
		120,000,000	97,800,000
	21.67%	20%	
		20%	
	2003		
12			2003
31		626,068,000	12
700,000,000			
13			
2003	12	31	3,521,733,344.78

%

%

—
—
—
—

—
—

27,581,612.51	4.38	4,660,108.61	0.65
---------------	------	--------------	------

10,504,770.89	20.29	19,653,326.18	22.98
---------------	-------	---------------	-------

			—	—
			—	—
			—	—
	—	—		
151,665,992.10	3.51	33,247,076.16	0.48	

9,321,516.51	3.03	199,356,232.65	18.13	
---------------------	-------------	-----------------------	--------------	--

77,257,259.69 2.59 205,026,396.83 4.74

3,011,862.16 4.16 7,015,421.36 5.07

63,396,827.71 0.77

1,326,068,000.00 24.55

769,943,080.48 51.03 64,738,437.41 6.54

168,699,624.17 47.28 513,292,962.13 59.36

2003 12 31

2003 12 31

2003

35,400

21.14

35,575.46
8,776.47

24.67%

20%

1 2004 3 22

12 31

551,315,323

1.20

66,157,838.76

10

2003

2003

